

IA en Educación

Peter Bannister

Alexandra Santamaría Urbieta

Bloque IV:

IA generativa para actividades en el aula,
soporte al estudiante y evaluación

¿Qué vamos a ver hoy?

- ▶ 1. IA generativa para el aprendizaje en el aula
- ▶ 2. IA generativa para soporte al estudiante y evaluación



Imagen creada con IA

Objetivos de la sesión

- ▶ Explorar cómo la inteligencia artificial generativa puede enriquecer la experiencia de aprendizaje en el aula.
- ▶ Mostrar herramientas de IA generativa que nos ayuden a la creación de actividades interactivas y participativas.
- ▶ Explorar cómo la inteligencia artificial generativa puede ofrecer soporte personalizado a estudiantes fuera del aula y contribuir a métodos de evaluación más efectivos.

Tema 1: IA generativa para el aprendizaje en el aula

Herramientas de IA generativa que analizaremos en esta primera parte:




Imagen creada con IA

- ▶ PadletAI
- ▶ Brisk Teaching
- ▶ Hello History / Humy
- ▶ Curipod
- ▶ Mizou

Tema 1: IA generativa para el aprendizaje en el aula



- ▶ ¿Qué es?
- ▶ ¿Cómo funciona?
- ▶ Caso práctico
- ▶ Ventajas y consideraciones

Padlet es una herramienta digital colaborativa que permite a los usuarios crear y compartir contenidos en un muro virtual interactivo.



Entre sus funcionalidades, se destacan las siguientes:


1. Colaboración en tiempo real
2. Accesibilidad
3. Integración con otras herramientas
4. Privacidad y control de acceso
5. Integración con herramientas de IA

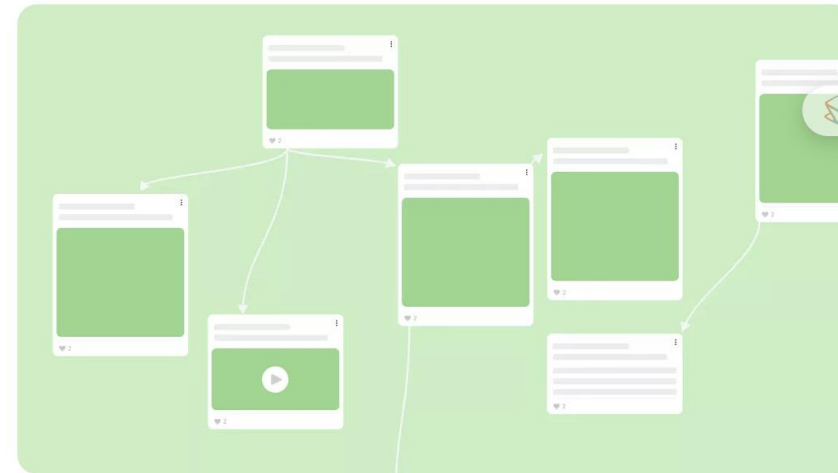


Freemium

Tema 1: IA generativa para el aprendizaje en el aula



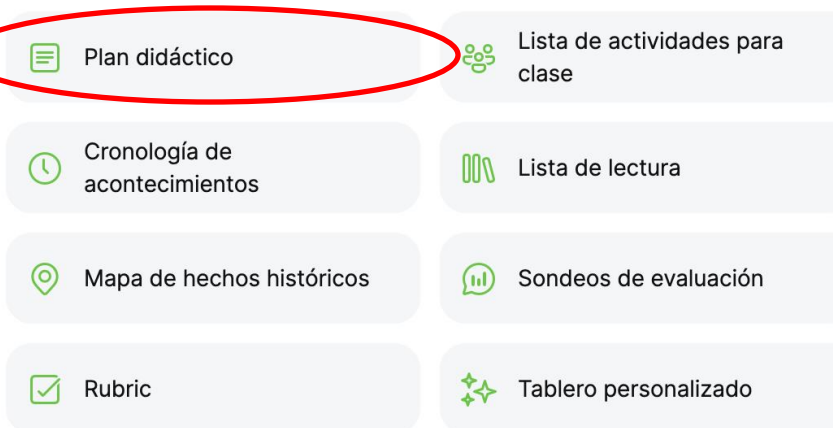
- ▶ ¿Qué es?
- ▶ ¿Cómo funciona? 
- ▶ Caso práctico
- ▶ Ventajas y consideraciones



Tablero en blanco

Muro, lienzo, cronología, cuadrícula, lista, mapa

Crear con IA

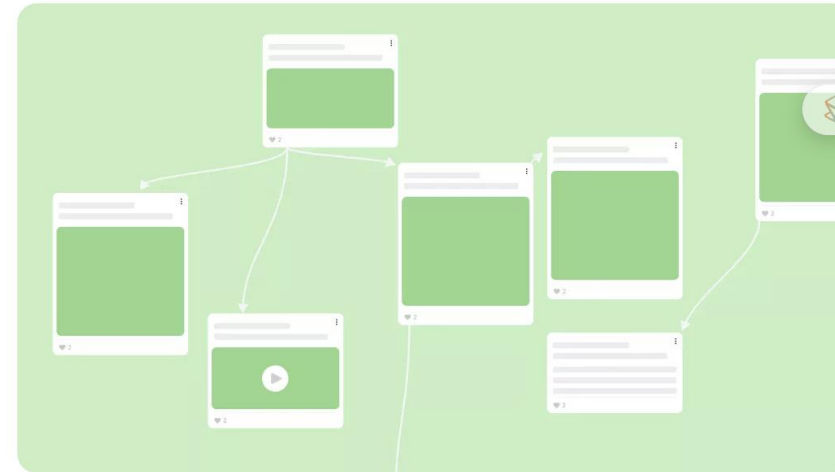


¿Os acordáis de la actividad que diseñamos en la sesión anterior?

Tema 1: IA generativa para el aprendizaje en el aula



- ▶ ¿Qué es?
- ▶ ¿Cómo funciona?
- ▶ **Caso práctico**
- ▶ Ventajas y consideraciones



Tablero en blanco

Muro, lienzo, cronología, cuadrícula, lista, mapa

Crear con IA



Plan didáctico



Lista de actividades para clase



Cronología de acontecimientos



Lista de lectura



Mapa de hechos históricos



Sondeos de evaluación



Rubric



Tablero personalizado

Tema 1: IA generativa para el aprendizaje en el aula



- ▶ ¿Qué es?
- ▶ ¿Cómo funciona?
- ▶ **Caso práctico**
- ▶ Ventajas y consideraciones

A screenshot of the Padlet AI Rubric creation interface. At the top, it says "Crear con IA" and "Rubric" with a dropdown arrow. There is a "BETA" badge and a help icon. Below this is the instruction: "Create a custom rubric for evaluating a project or assessment in your class." The form has several sections: "Sujeto" (Subject) with a text input containing "Lengua inglesa" and a search icon; "Nota" (Grade) with a row of buttons from K to 8, where "4" is selected, and a second row with buttons for 9, 10, 11, 12, and "Higher Ed."; "Assignment title" with a text input containing "Essay on our last holiday"; "Assignment description" (Optional) with a text area containing "Students will have to write an essay about their last holiday describing what they did, who they went with and what was the best and worst part of the trip."; "Rating scale" (Optional) with buttons for 3, 4, 5, and 6, where "5" is selected; and "Detalles adicionales" (Optional) with a text area containing "Specific descriptors or criterion to include, level of detail for the criteria, or standards to align to." At the bottom right, there is a "Crear" (Create) button and a small AI icon.

Tema 1: IA generativa para el aprendizaje en el aula



- ▶ ¿Qué es?
- ▶ ¿Cómo funciona?
- ▶ **Caso práctico**
- ▶ Ventajas y consideraciones

RESULTADO

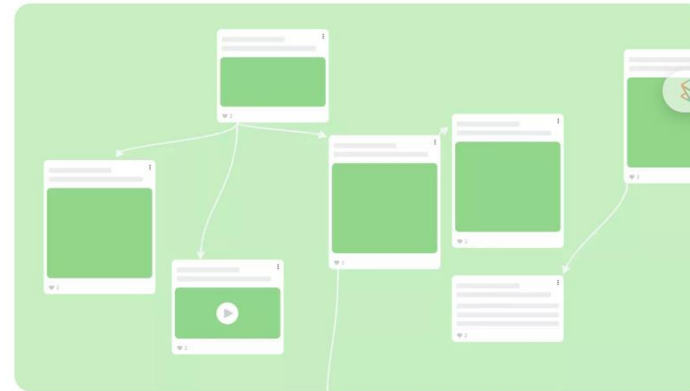
Padlet
Professor Santamaría • 1m
English Language - Essay on our last holiday Rubric
Students will have to write an essay about their last holiday describing what they did, who they went with and what was the best and worst part of the trip.

Content and Relevance				
Unsatisfactory (1 point) The essay fails to adequately describe the holiday experience or omits significant details about activities, companions, and the best and worst parts of the trip. The content is irrelevant or missing.	Poor (2 points) The essay mentions the holiday but provides limited details about activities, companions, or the best and worst parts of the trip. The content lacks relevance and depth.	Satisfactory (3 points) The essay provides a basic description of the holiday experience, including some details about activities, companions, and either the best or worst part of the trip. The content is somewhat relevant but lacks depth.	Good (4 points) The essay describes the holiday experience with sufficient detail, covering activities, companions, and both the best and worst parts of the trip. The content is relevant and shows reflection.	Excellent (5 points) The essay thoroughly describes the holiday experience, including details about activities, companions, and both the best and worst parts of the trip. The content is highly relevant and engaging, showing deep reflection.
Language Use and Vocabulary				
Unsatisfactory (1 point) The essay demonstrates very poor command of English with an extremely limited vocabulary, pervasive grammatical errors, and incoherent sentence structure. Language use significantly detracts from the narrative.	Poor (2 points) The essay demonstrates weak command of English with a very limited vocabulary, frequent grammatical errors, and poor sentence structure. Language use detracts from the narrative.	Satisfactory (3 points) The essay shows an adequate command of English with a limited vocabulary, some grammatical errors, and average sentence structure. Language use does not hinder the narrative.	Good (4 points) The essay shows a good command of English with a varied vocabulary, minor grammatical errors, and good sentence structure. Language use contributes to the narrative.	Excellent (5 points) The essay demonstrates superior command of English with varied and sophisticated vocabulary, flawless grammar, and excellent sentence structure. Language use enhances the narrative.
Organization and Coherence				
Unsatisfactory (1 point) The essay is extremely poorly organized with no logical structure, making the narrative difficult to follow. Transitions are absent, and coherence is entirely lost.	Poor (2 points) The essay has poor organization with a confused or lacking structure that detracts from the narrative. Transitions are missing or awkward, and coherence is frequently lost.	Satisfactory (3 points) The essay has an adequate organization with a basic structure that somewhat supports the narrative. Transitions may be rough, and coherence is sometimes lost.	Good (4 points) The essay is well-organized with a logical structure that supports the narrative. Transitions are generally smooth, and coherence is maintained with minor lapses.	Excellent (5 points) The essay is exceptionally organized with a clear and logical structure that enhances the narrative. Transitions are smooth, and coherence is maintained throughout.
Creativity and Originality				
Unsatisfactory (1 point) The essay is devoid of creativity and originality, offering no new perspectives on the holiday experience. The narrative is dull and fails to capture the reader's interest.	Poor (2 points) The essay lacks creativity and originality, offering clichéd or generic perspectives on the holiday experience. The narrative is uninspiring and fails to engage the reader.	Satisfactory (3 points) The essay has some creative and original elements, but they are limited. Perspectives on the holiday experience are somewhat fresh. The narrative is adequate but lacks vibrancy.	Good (4 points) The essay is creative and contains original elements that provide fresh perspectives on the holiday experience. The narrative is interesting and holds the reader's attention.	Excellent (5 points) The essay is highly creative and original, offering unique perspectives and insights into the holiday experience. The narrative is engaging and thought-provoking.

Tema 1: IA generativa para el aprendizaje en el aula



- ▶ ¿Qué es?
- ▶ ¿Cómo funciona?
- ▶ **Caso práctico**
- ▶ Ventajas y consideraciones



Tablero en blanco
Muro, lienzo, cronología, cuadrícula, lista, mapa

Crear con IA

- Plan didáctico
- Cronología de acontecimientos
- Mapa de hechos históricos
- Rubric
- Lista de actividades para clase
- Lista de lectura
- Sondeos de evaluación**
- Tablero personalizado



Crear con IA BETA ?

Sondeos de evaluación

Crea un conjunto de sondeos interactivos para valorar el conocimiento de tus alumnos sobre un tema concreto.

Sujeto
Ciencias de la tierra y del medio ambiente

Nota
K 1 2 3 4 5 6 7 8
9 10 11 **12** Higher Ed.

Objetivos del tema o lección
Estructura y composición de la atmósfera

Grado de dificultad
Basic **Intermediate** Advanced

Detalles adicionales Opcional
Normas, tiempo límite, enfoque temático y cualquier otra cosa que consideres oportuno incluir.

Crear

Tema 1: IA generativa para el aprendizaje en el aula



- ▶ ¿Qué es?
- ▶ ¿Cómo funciona?
- ▶ **Caso práctico**
- ▶ Ventajas y consideraciones



RESULTADO

Padlet

Professor Santamaria • 5m

Ciencias de la tierra y del medio ambiente - Encuestas de evaluación

Evaluación del entendimiento de los estudiantes sobre estructura y composición de la atmósfera

Gas predominante

¿Cuál es el gas más abundante en la atmósfera de la Tierra?

- Nitrógeno
- Oxígeno
- Dióxido de carbono
- Argón

0 votos

Troposfera

¿A qué se refiere la troposfera?

- La capa más baja de la atmósfera
- La capa donde ocurren los fenómenos meteorológicos
- Ambas son correctas
- La capa más alta de la atmósfera

0 votos

Capa rica en ozono

¿Qué capa de la atmósfera contiene la mayor parte del ozono?

- Mesosfera
- Estratosfera
- Ionosfera
- Troposfera

0 votos

Función del ozono

¿Cuál es el efecto principal del ozono en la estratosfera?

- Filtrar la radiación ultravioleta
- Producir oxígeno
- Enfriar la atmósfera
- Aumentar el efecto invernadero

0 votos

Ionosfera

¿En qué consiste la ionosfera?

- En una capa cargada eléctricamente
- Es donde se encuentra la mayoría del ozono
- Donde ocurren los fenómenos meteorológicos
- La capa más fría de la atmósfera

0 votos

Gas y efecto invernadero

¿Qué gas contribuye principalmente al efecto invernadero?

- Dióxido de carbono
- Oxígeno
- Nitrógeno
- Argón

0 votos

Capas de la atmósfera

¿Cuántas capas principales tiene la atmósfera?

- 5
- 3
- 4
- 6

0 votos

Exosfera

¿Qué característica es propia de la exosfera?

- Contiene satélites artificiales
- Es la capa más densa
- Tiene la mayor cantidad de ozono
- Es donde ocurren los fenómenos meteorológicos

0 votos

Tema 1: IA generativa para el aprendizaje en el aula



- ▶ ¿Qué es?
- ▶ ¿Cómo funciona?
- ▶ Caso práctico
- ▶ **Ventajas y consideraciones**



1. Fomento de la creatividad
2. Fomento de la colaboración
3. Versatilidad de uso
4. Interfaz intuitiva
5. Acceso y gestión de la privacidad

¿Son todo ventajas?

1. Limitaciones en la versión gratuita
2. Necesidad de revisión del contenido generado por IA generativa

Tema 1: IA generativa para el aprendizaje en el aula

Brisk Teaching



- ▶ ¿Qué es?
- ▶ ¿Cómo funciona?
- ▶ Caso práctico
- ▶ Ventajas y consideraciones

Brisk Teaching es una solución avanzada que simplifica y acelera la creación de materiales didácticos.

Con un enfoque en la eficiencia y la personalización, esta herramienta permite a los profesores generar actividades educativas, quizzes y evaluaciones interactivas de manera rápida y sencilla, ajustándose a las necesidades específicas de cada curso y grupo de estudiantes.

Además, su interfaz intuitiva facilita la integración de recursos multimedia, permitiendo una experiencia de aprendizaje inmersiva.




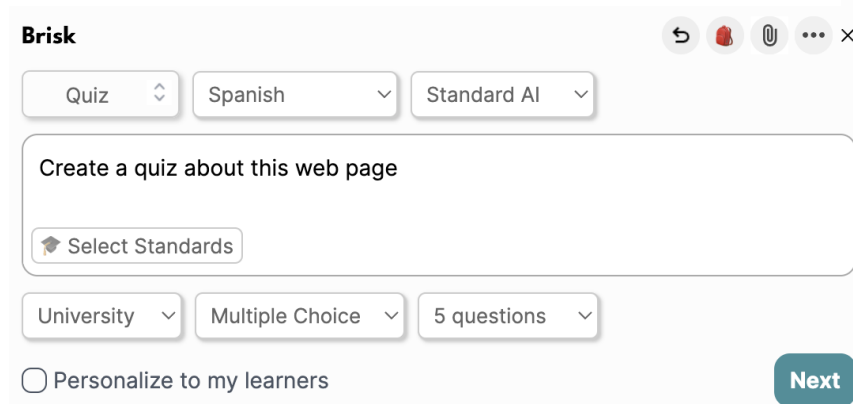
Freemium






Tema 1: IA generativa para el aprendizaje en el aula




Brisk Teaching




- ▶ ¿Qué es?
- ▶ ¿Cómo funciona? 
- ▶ Caso práctico
- ▶ Ventajas y consideraciones






Brisk     

Quiz  Spanish  Standard AI 

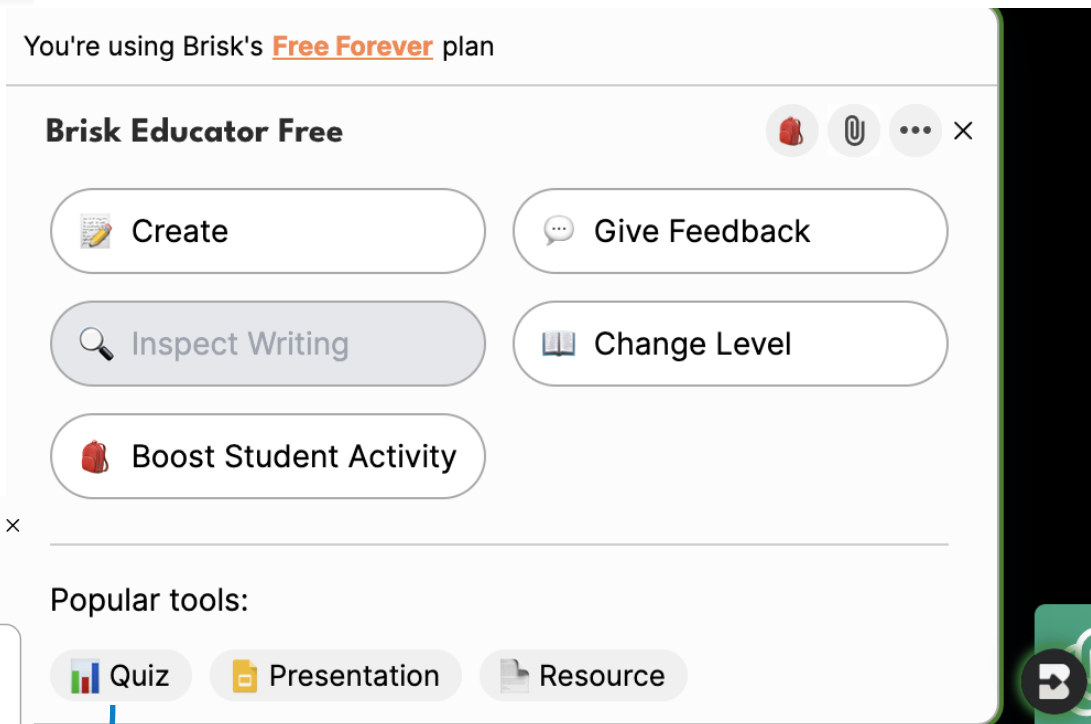
Create a quiz about this web page

 Select Standards





University  Multiple Choice  5 questions 



Personalize to my learners



Next




You're using Brisk's **Free Forever** plan




Brisk Educator Free    

 Create  Give Feedback

 Inspect Writing  Change Level

 Boost Student Activity

Popular tools:

 Quiz  Presentation  Resource

Tema 1: IA generativa para el aprendizaje en el aula

Brisk Teaching



- ▶ ¿Qué es?
- ▶ ¿Cómo funciona?
- ▶ Caso práctico
- ▶ Ventajas y consideraciones



Customize the Student View

You can modify the layout by adding or removing sections.

- Embedded Resource**
The source from which an activity was made
- Learning Objectives**
The goals you've set for this activity.
- Link To Resource**
A link to the source that will open in a new tab.

STUDENT VIEW

Here's a preview of the activity space your students will interact with. Try the chat to see how it will guide your students through the activity.

A screenshot of the student view interface. At the top, there's a title 'Cuestionario sobre herramientas de pres...' with an 'Open in new tab' button. Below the title, there's a user profile for 'alexandrasantamariaurbieta@gmail.com' and a 'No compartido' status. The main content area contains two questions: '¿Cuáles son las desventajas de seguir utilizando PowerPoint de manera monótona en las presentaciones?' and 'Menciona al menos dos herramientas que permiten la interacción en tiempo real durante una presentación. ¿Cómo mejoran estas herramientas la experiencia del público?'. Each question has a 'Tu respuesta' input field. On the right side, there's a 'LEARNING OBJECTIVES' section with a progress bar, an 'EXIT TICKET' section with a chat icon, and a 'Hi there! Let's get started!' message with 'Instructions' and a 'Let's Go' button. At the bottom right, there's a 'Chat with Brisk Boost' input field.

Delete this activity

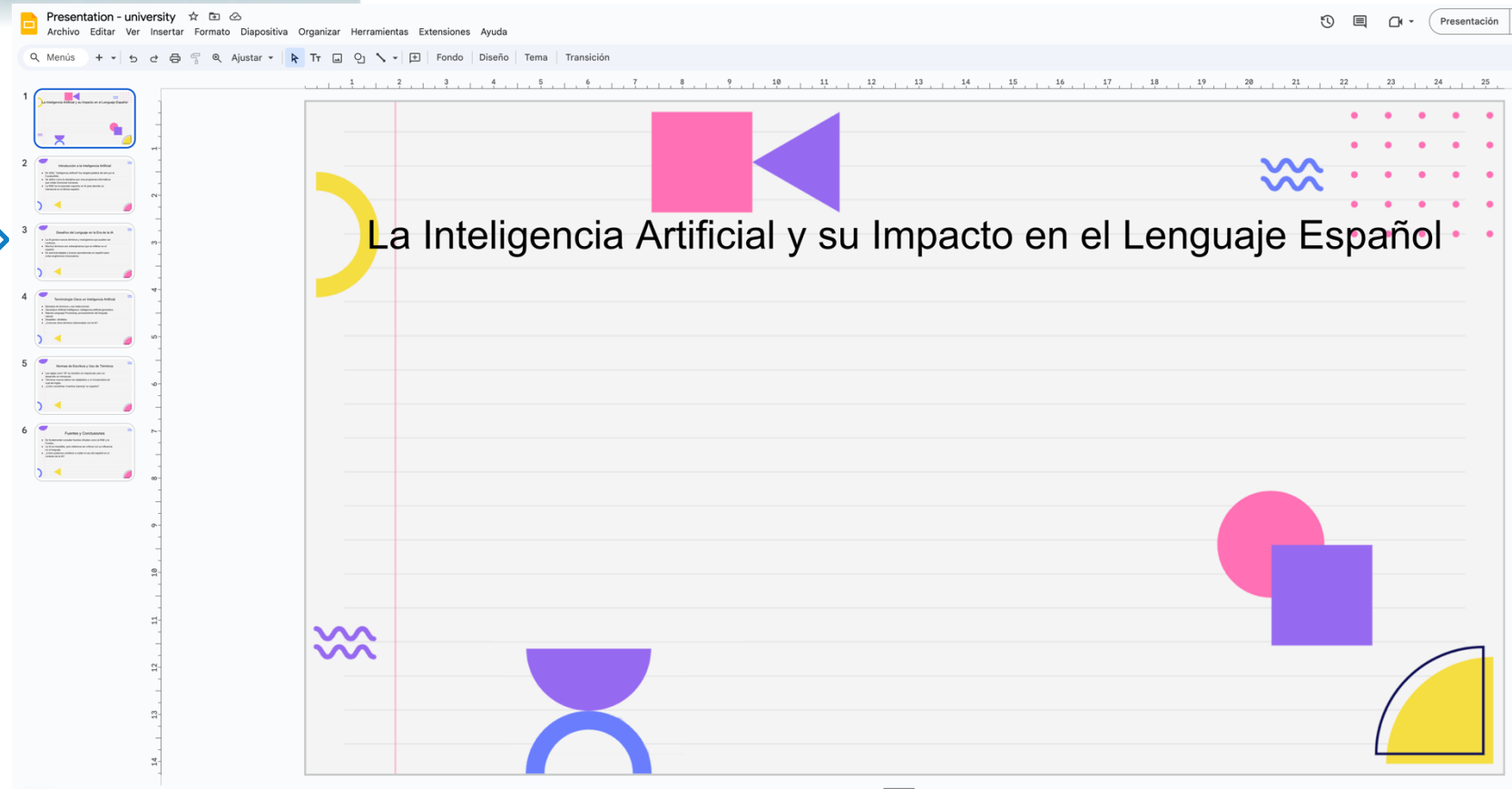
Save Changes

Tema 1: IA generativa para el aprendizaje en el aula

Brisk Teaching



- ▶ ¿Qué es?
- ▶ ¿Cómo funciona?
- ▶ Caso práctico
- ▶ Ventajas y consideraciones



Tema 1: IA generativa para el aprendizaje en el aula

Brisk Teaching



BRISK TEACHING

- ▶ ¿Qué es?
- ▶ ¿Cómo funciona?
- ▶ Caso práctico
- ▶ **Ventajas y consideraciones**



1. Ahorro de tiempo
2. Adaptación al ritmo del estudiante
3. Optimización de la evaluación
4. Interfaz sencilla y accesible

¿Son todas ventajas?

1. **Calidad y fiabilidad del contenido generado**
2. **Privacidad y seguridad de datos**
3. **Dependencia tecnológica**

Tema 1: IA generativa para el aprendizaje en el aula

Hello History (aplicación móvil) / Humy (aplicación web)



- ▶ ¿Qué es?
- ▶ ¿Cómo funciona?
- ▶ Caso práctico
- ▶ Ventajas y consideraciones

Hello History es una herramienta educativa innovadora que utiliza la tecnología de inteligencia artificial generativa para “revivir” figuras históricas y permitir, así, que los usuarios interactúen con ellas a través de conversaciones.

¿Os acordáis de la actividad que diseñamos en la sesión anterior?



 **Dolores Huerta**




Freemium

Tema 1: IA generativa para el aprendizaje en el aula

Hello History (aplicación móvil) / Humy (aplicación web)



- ▶ ¿Qué es?
- ▶ ¿Cómo funciona? 
- ▶ Caso práctico
- ▶ Ventajas y consideraciones

Basta con seleccionar un personaje de los ya cargados y crear uno vosotros.

Tema 1: IA generativa para el aprendizaje en el aula

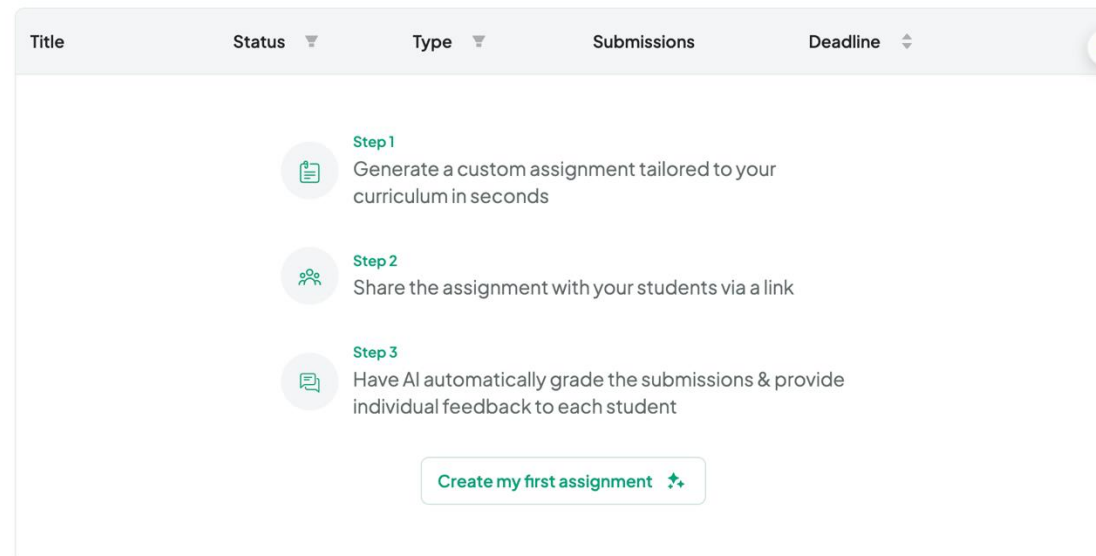
Hello History (aplicación móvil) / Humy (aplicación web)



- ▶ ¿Qué es?
- ▶ ¿Cómo funciona?
- ▶ **Caso práctico**
- ▶ Ventajas y consideraciones



Crear una tarea para los alumnos que se autoevalúe.



Tema 1: IA generativa para el aprendizaje en el aula

Hello History (aplicación móvil) / Humy (aplicación web)



- ▶ ¿Qué es?
- ▶ ¿Cómo funciona?
- ▶ **Caso práctico**
- ▶ Ventajas y consideraciones



Grading

Grading rubric ⓘ

Have an AI tutor evaluate student work and provide feedback 🔴

Heading 2

Claim-Evidence-Reasoning (CER) Debate Rubric

Criteria	Exemplary (4 points)	Proficient (3 points)	Basic (2 points)	Below Basic (1 point)	No Evidence (0 points)
Claim	Makes a clear and articulate claim that directly addresses the topic.	Makes a clear claim that addresses the topic.	Makes a claim that somewhat addresses the topic.	Makes an unclear or vague claim that is related to the topic.	No claim is made.
Evidence	Provides substantial and relevant facts, examples, and details from credible sources. Demonstrates thorough research.	Provides adequate facts, examples, and details from credible sources.	Provides limited facts, examples, and details, with some sources lacking credibility.	Provides minimal or irrelevant facts, examples, and details with questionable sources.	No evidence is provided or sources are entirely irrelevant and non-credible.

Instructions

Exploring Daily Life in Ancient Egypt

Embark on a journey back in time to Ancient Egypt, a land of pharaohs and pyramids. In this debate, you'll explore the daily life of the people who lived along the Nile River thousands of years ago. What did they eat? How did they spend their days? What kind of jobs did they have? You will engage in a fascinating discussion with one of Egypt's most renowned leaders to understand the culture and society of this ancient civilization. Prepare your questions and get ready to debate!

Interact responsibly with the AI and verify facts. Note that teachers have access to these conversations.



Hatshepsut

Hatshepsut


Hello there! I will be your tutor for this assignment. Are you ready to start?

PARTICIPAR

Tema 1: IA generativa para el aprendizaje en el aula

Hello History (aplicación móvil) / Humy (aplicación web)



- ▶ ¿Qué es?
- ▶ ¿Cómo funciona?
- ▶ Caso práctico
- ▶ **Ventajas y consideraciones** 

1. Interactividad
2. Aprendizaje personalizado
3. Acceso a perspectivas diversas
4. Fomento de la curiosidad

¿Son todo ventajas?

1. Calidad y fiabilidad del contenido
2. ¿Precisión histórica?
3. Complemento, no sustituto
4. Privacidad y seguridad

Tema 1: IA generativa para el aprendizaje en el aula

Curipod

Curipod

- ▶ ¿Qué es?
- ▶ ¿Cómo funciona?
- ▶ Caso práctico
- ▶ Ventajas y consideraciones

Curipod es un sistema de respuesta inmediata que, entre sus funcionalidades, recurre a la IA generativa. Ha sido diseñada para ser empleada en el aula y entre sus herramientas destacamos las siguientes:


- Encuestas
- Nubes de palabras
- Dibujos



Freemium

Tema 1: IA generativa para el aprendizaje en el aula

Curipod



- ▶ ¿Qué es?
- ▶ ¿Cómo funciona? →
- ▶ Caso práctico
- ▶ Ventajas y consideraciones

The screenshot shows the Curipod website interface. At the top, there is a navigation bar with the Curipod logo, 'Immerse yourself', 'Support', and 'Pricing' menus, and a 'Create lesson' button. Below the navigation bar is a sidebar with 'Personal' (Free • Upgrade), 'Home', 'My lessons', and 'Reports' options. The main content area features a large orange banner with the text 'What are you teaching next?' and dropdown menus for 'Subjects' and 'Grades'. Below the banner are five activity cards: 'For you', 'Write more', 'Reading comprehension', 'Vocabulary & grammar', and 'Students receive AI Feedback'. Underneath, there is a section 'YOU MIGHT WANT TO TRY...' with four activity cards: 'Full lesson', 'Curify my slides', 'Curi-Quiz', and 'Vocabulary Hustle'. At the bottom, there is a section 'RECENT GENERATORS' with two activity cards: 'Fun writing prompt' and 'Wrap your head around idioms'.

Activities

Open question	Drawing
Poll	Wordcloud
AI feedback	

Content slides

Header	Image
Header and text	Fullscreen media
Image and text	Text and image

Tema 1: IA generativa para el aprendizaje en el aula

Curipod

Curipod

- ▶ ¿Qué es?
- ▶ ¿Cómo funciona?
- ▶ **Caso práctico**
- ▶ Ventajas y consideraciones



Una actividad para la que los estudiantes reciben *feedforward* basado en IA generativa

¿LO PROBAMOS?

📝 Write a story about a magical creature that helps you solve a problem in your neighborhood.

Answer: There were a time when I goed to the pool with my friends. Suddenly a strnage creature appear under the water and eat my duties. My dog is very scare. What can I do? Help me!!!! I was so nervous. The end.

Feedback: Wow, what an exciting story you've started! I can see you have a creative imagination, and I love that you've introduced a magical creature in your story. It's really cool that the creature appeared to help with a problem.

Just a tiny tip for you: when you're writing about something that happened in the past, instead of "goed," you can use "went" to say "There was a time when I went to the pool with my friends." And for the word "strnage," I think you meant to say "strange" – that's a tricky word to spell, but you were really close!

Also, if the creature ate your "duties," maybe you could tell us a little bit more about what you mean by duties. Did you mean it ate something that was bothering you or something you were supposed to do? That way, we can understand the problem better.

And remember, if something scares your dog, you might tell us more about how the creature helped make your dog feel safe again. That way we can see how the creature was really helpful.

You ended your story with "I was so nervous. The end." It's good to share your feelings! In your next story, perhaps you could tell us how the problem got solved. Did the magical creature do something special? How did you feel after the creature helped you?

Keep up the great work with your stories. I love reading them, and I can't wait to see what you write next!

Lesson summary

💡 Most common understandings: "Students grasp the concept of a magical creature intervening in a scenario to assist with a problem, as evidenced by the inclusion of a creature in the narrative."

✖ Most common misconceptions: "Students may have misconceptions about past tense verbs, as seen in 'goed' instead of 'went,' and the use of 'strnage' instead of 'strange,' indicating challenges in spelling and grammar."

📝 Action item: "To address these misconceptions, introduce a 'Magic Grammar Quest' where students correct sentences from a fantasy story, making them more curious about proper language use."

Tema 1: IA generativa para el aprendizaje en el aula

Curipod

Curipod

- ▶ ¿Qué es?
- ▶ ¿Cómo funciona?
- ▶ Caso práctico
- ▶ **Ventajas y consideraciones**




1. Interacción en tiempo real
2. Retroalimentación en tiempo real
3. Mejora de la motivación y la participación en el aula
4. Enriquecimiento de la enseñanza

¿Son todas ventajas?

1. Alinear con los diferentes estilos de aprendizaje
2. Privacidad y seguridad de datos
3. Dependencia tecnológica
4. Revisión de la retroalimentación

Tema 1: IA generativa para el aprendizaje en el aula



- ▶ ¿Qué es? 
- ▶ ¿Cómo funciona?
- ▶ Caso práctico
- ▶ Ventajas y consideraciones

Mizou es una herramienta de chatbots de IA diseñado para educadores.


El objetivo de esta herramienta es mejorar la eficiencia del aula y enriquecer la experiencia educativa tanto para docentes como para estudiantes, a través del uso de tecnologías avanzadas que facilitan la personalización del aprendizaje y la gestión del tiempo de enseñanza

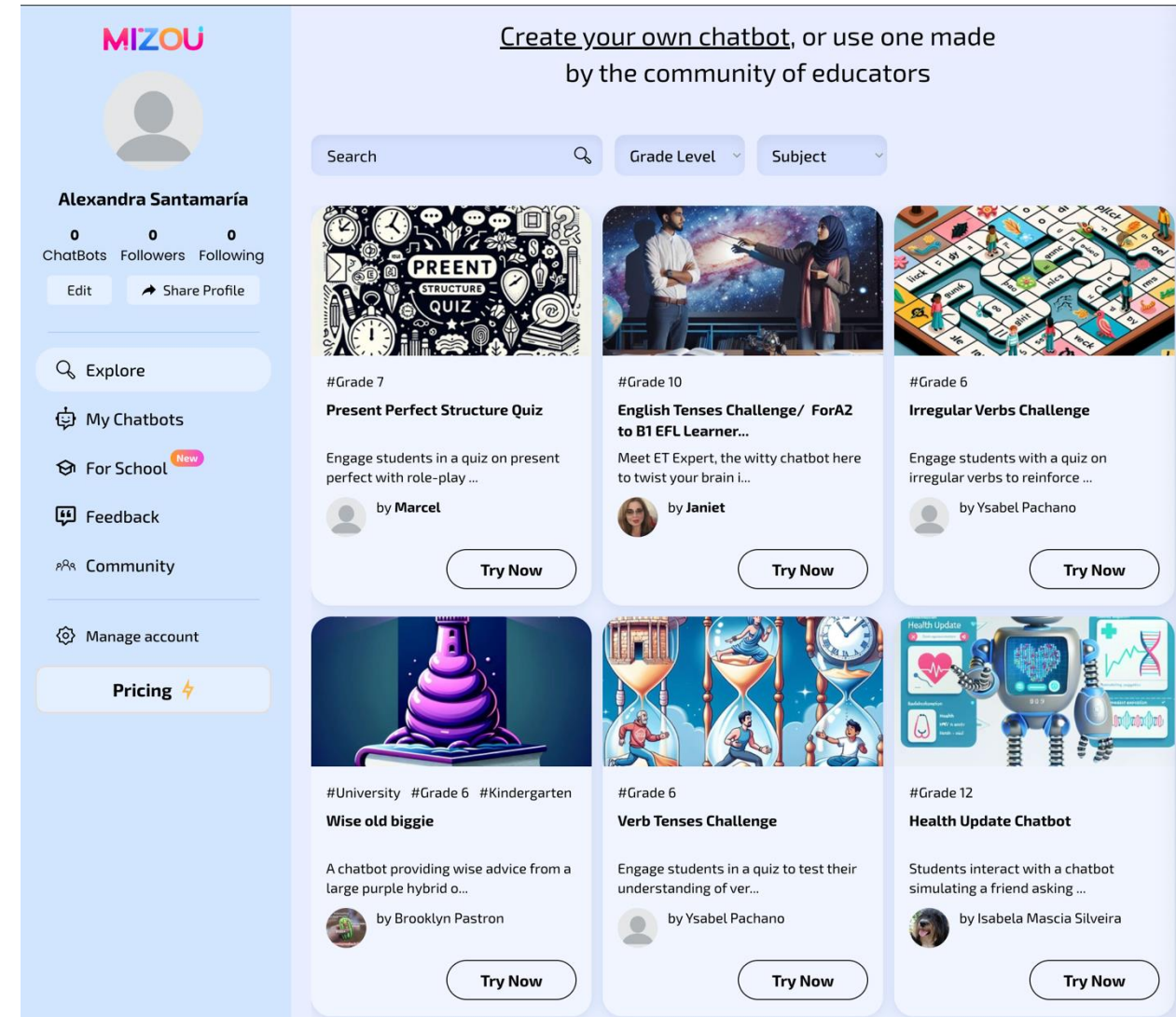


Freemium

Tema 1: IA generativa para el aprendizaje en el aula



- ▶ ¿Qué es?
- ▶ ¿Cómo funciona? 
- ▶ Caso práctico
- ▶ Ventajas y consideraciones




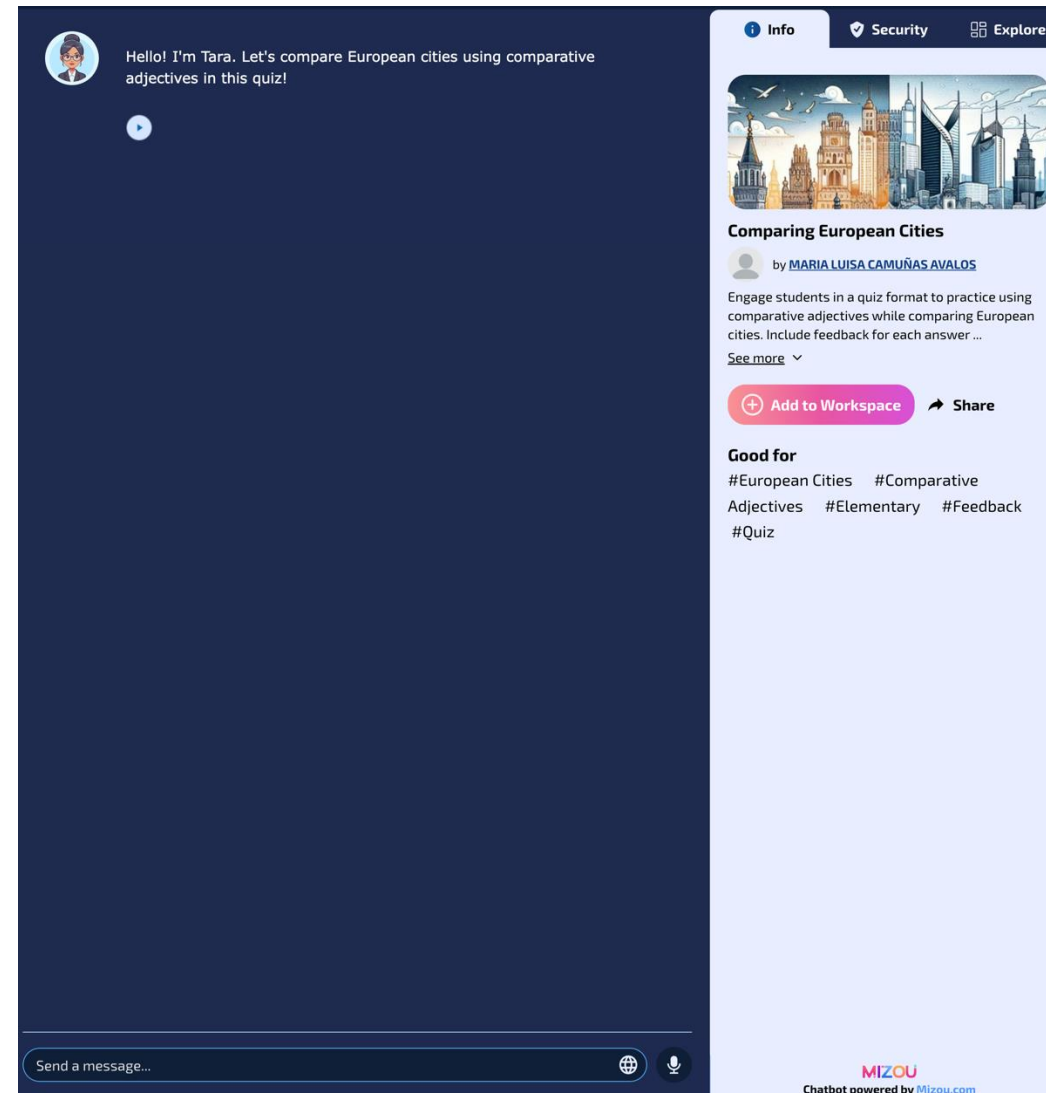
The screenshot displays the Mizou platform interface. On the left is a user profile for Alexandra Santamaría, showing 0 ChatBots, 0 Followers, and 0 Following. The main area features a grid of chatbot options, each with a 'Try Now' button. The chatbots include:

- Present Perfect Structure Quiz** (#Grade 7) by Marcel: Engage students in a quiz on present perfect with role-play ...
- English Tenses Challenge/ ForA2 to B1 EFL Learner...** (#Grade 10) by Janiet: Meet ET Expert, the witty chatbot here to twist your brain i...
- Irregular Verbs Challenge** (#Grade 6) by Ysabel Pachano: Engage students with a quiz on irregular verbs to reinforce ...
- Wise old biggie** (#University #Grade 6 #Kindergarten) by Brooklyn Pastron: A chatbot providing wise advice from a large purple hybrid o...
- Verb Tenses Challenge** (#Grade 6) by Ysabel Pachano: Engage students in a quiz to test their understanding of ver...
- Health Update Chatbot** (#Grade 12) by Isabela Mascia Silveira: Students interact with a chatbot simulating a friend asking ...

Tema 1: IA generativa para el aprendizaje en el aula




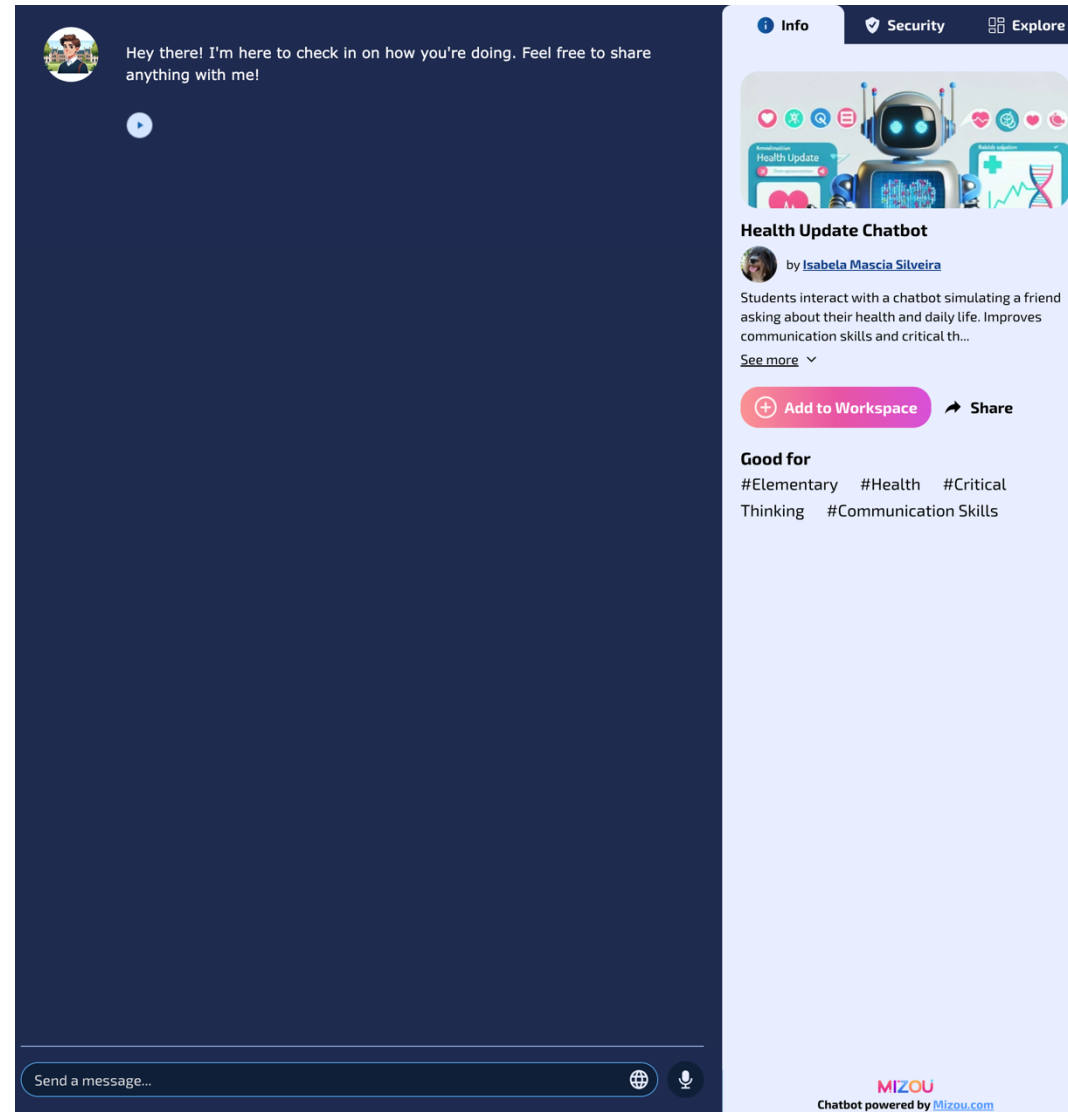
- ▶ ¿Qué es?
- ▶ ¿Cómo funciona?
- ▶ **Caso práctico** 
- ▶ Ventajas y consideraciones

A screenshot of a chatbot interface. On the left, a dark blue chat window shows a character named Tara saying, "Hello! I'm Tara. Let's compare European cities using comparative adjectives in this quiz!". On the right, a light blue panel displays the quiz details. The title is "Comparing European Cities" by MARIA LUISA CAMUÑAS AVALOS. The description says: "Engage students in a quiz format to practice using comparative adjectives while comparing European cities. Include feedback for each answer ...". There are buttons for "Add to Workspace" and "Share". Below, it lists "Good for" with hashtags: #European Cities, #Comparative Adjectives, #Elementary, #Feedback, and #Quiz. At the bottom right, it says "MIZOU Chatbot powered by Mizou.com".

Tema 1: IA generativa para el aprendizaje en el aula



- ▶ ¿Qué es?
- ▶ ¿Cómo funciona?
- ▶ **Caso práctico** 
- ▶ Ventajas y consideraciones

A screenshot of a Mizou chatbot interface. The chatbot's message says: "Hey there! I'm here to check in on how you're doing. Feel free to share anything with me!". Below the message is a play button icon. To the right, there is a card for a "Health Update Chatbot" by Isabela Mascia Silveira. The card includes a description: "Students interact with a chatbot simulating a friend asking about their health and daily life. Improves communication skills and critical th..." and a "See more" link. There are buttons for "Add to Workspace" and "Share". The card also lists "Good for" categories: #Elementary, #Health, #Critical Thinking, and #Communication Skills. At the bottom right of the card, it says "MIZOU Chatbot powered by Mizou.com". The interface also shows a "Send a message..." input field at the bottom left and navigation icons for "Info", "Security", and "Explore" at the top right.

Tema 1: IA generativa para el aprendizaje en el aula



- ▶ ¿Qué es?
- ▶ ¿Cómo funciona? →
- ▶ Caso práctico
- ▶ Ventajas y consideraciones

Select your preferred mode for ChatBot creation.

Custom
You will create the prompt from scratch.

AI - Generated New
Mizou will create the prompt based on your learning objectives.

MIZOU

Alexandra Santamaría
0 ChatBots 0 Followers 0 Following
Edit Share Profile

Explore
My Chatbots
For School New
Feedback
Community
Manage account
Pricing ⚡


Create your own chatbot, or use one made by the community of educators

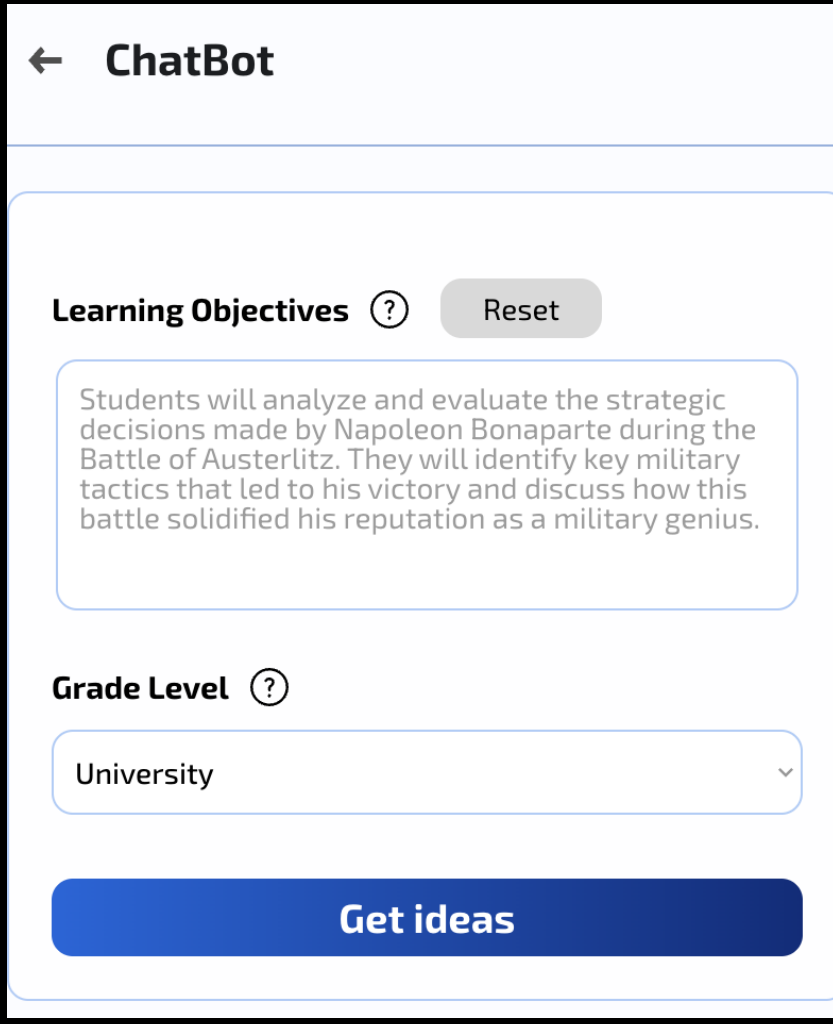
Search Grade Level Subject

- Present Perfect Structure Quiz** (#Grade 7)
Engage students in a quiz on present perfect with role-play ...
by Marcel Try Now
- English Tenses Challenge/ ForA2 to B1 EFL Learner...** (#Grade 10)
Meet ET Expert, the witty chatbot here to twist your brain i...
by Janiet Try Now
- Irregular Verbs Challenge** (#Grade 6)
Engage students with a quiz on irregular verbs to reinforce ...
by Ysabel Pachano Try Now
- Wise old biggie** (#University #Grade 6 #Kindergarten)
A chatbot providing wise advice from a large purple hybrid o...
by Brooklyn Pastron Try Now
- Verb Tenses Challenge** (#Grade 6)
Engage students in a quiz to test their understanding of ver...
by Ysabel Pachano Try Now
- Health Update Chatbot** (#Grade 12)
Students interact with a chatbot simulating a friend asking ...
by Isabela Mascia Silveira Try Now

Tema 1: IA generativa para el aprendizaje en el aula



- ▶ ¿Qué es?
- ▶ ¿Cómo funciona? 
- ▶ Caso práctico
- ▶ Ventajas y consideraciones



← ChatBot

Learning Objectives ⓘ


Students will analyze and evaluate the strategic decisions made by Napoleon Bonaparte during the Battle of Austerlitz. They will identify key military tactics that led to his victory and discuss how this battle solidified his reputation as a military genius.

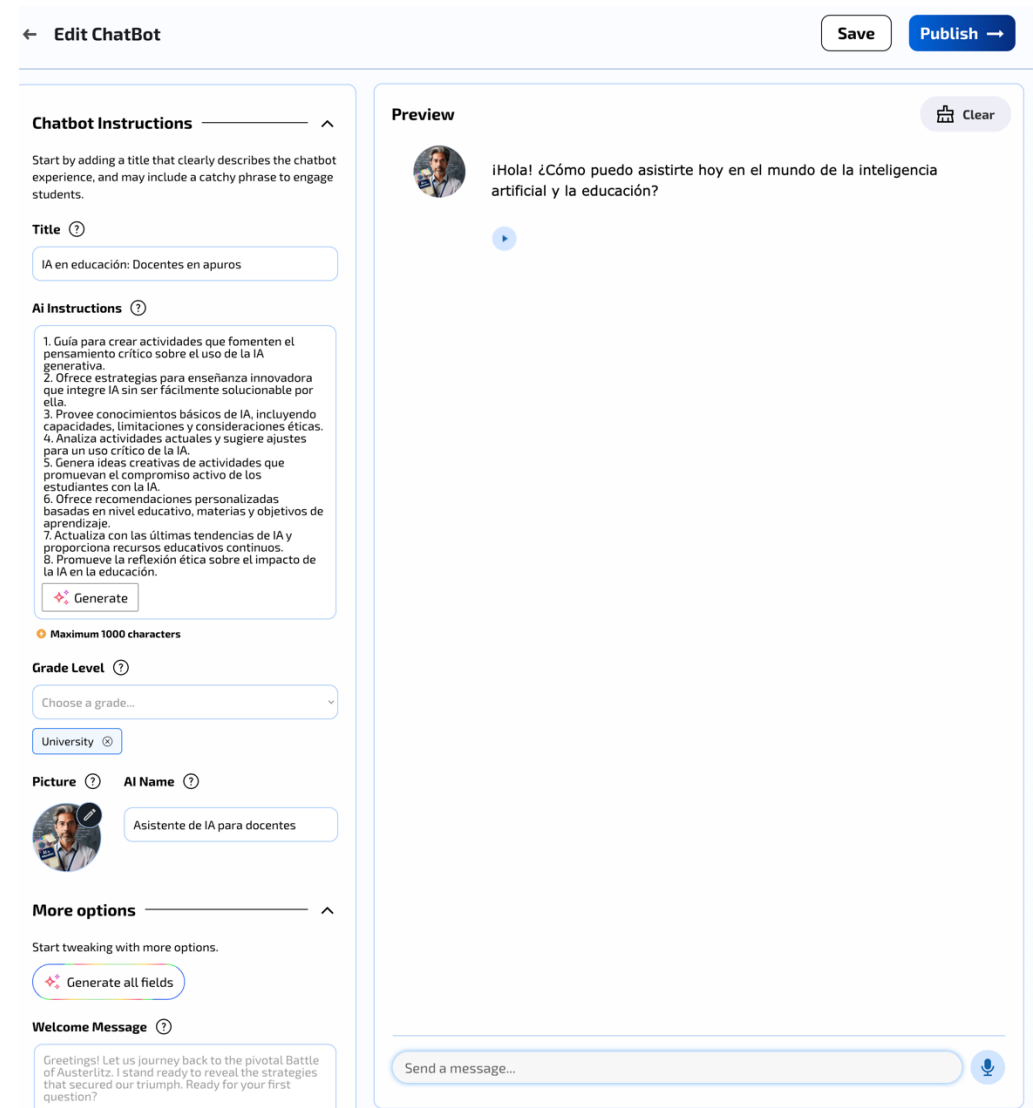
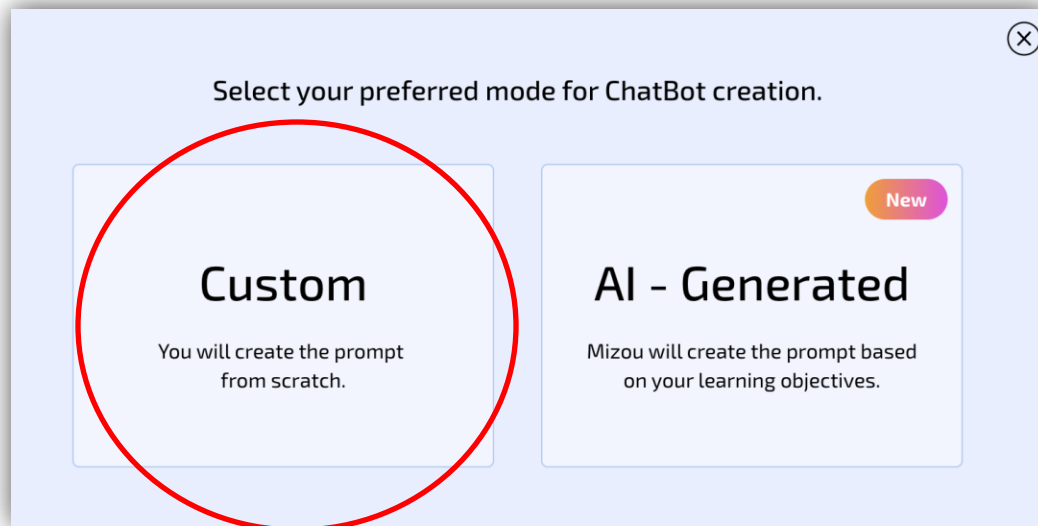
Grade Level ⓘ

University ▾

Tema 1: IA generativa para el aprendizaje en el aula




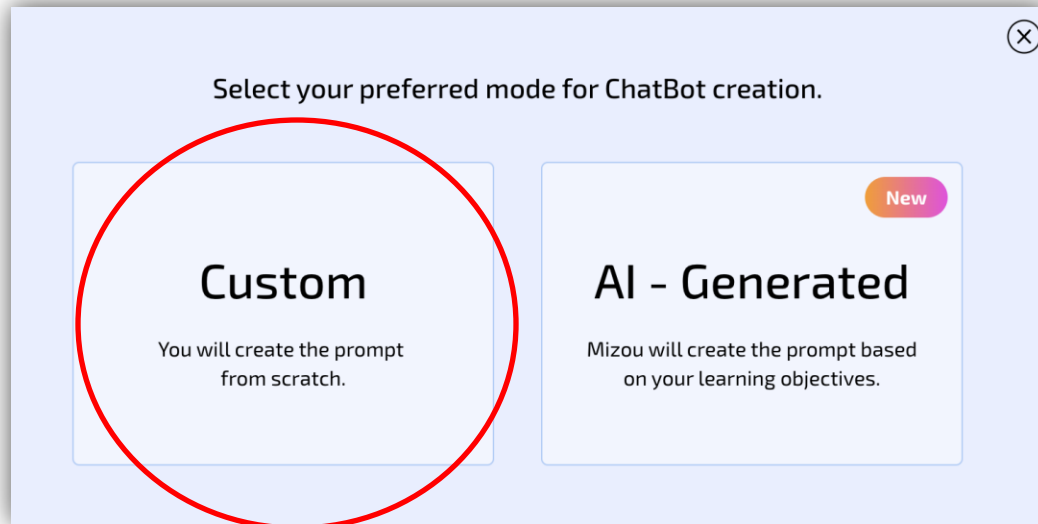
- ▶ ¿Qué es?
- ▶ ¿Cómo funciona? 
- ▶ Caso práctico
- ▶ Ventajas y consideraciones



Tema 1: IA generativa para el aprendizaje en el aula



- ▶ ¿Qué es?
- ▶ ¿Cómo funciona? 
- ▶ Caso práctico
- ▶ Ventajas y consideraciones



Yo tengo esta actividad que uso en mi clase "Escoge un personaje del movimiento laborista y redacta un breve ensayo acerca de su papel en la historia". Me gustaría que me ayudaras a introducir la IA para que mis alumnos puedan usarla, pero de manera responsable, ¿me ayudas?



Claro, una forma de integrar la IA de manera responsable podría ser:

1. **Investigación asistida por IA:** Pide que utilicen herramientas de búsqueda asistidas por IA para encontrar información sobre su personaje. Deben citar fuentes y evaluar la credibilidad de la información obtenida.
2. **Análisis con IA:** Anima a los estudiantes a usar herramientas de análisis de texto de IA para identificar temas comunes en discursos o escritos del personaje seleccionado.
3. **Reflexión Crítica:** Después, deben escribir una reflexión crítica sobre las limitaciones y potenciales sesgos de la información obtenida a través de IA.

Incorpora una discusión en clase sobre cómo la IA puede influir en la percepción histórica y la importancia de un enfoque crítico.



Tema 1: IA generativa para el aprendizaje en el aula



- ▶ ¿Qué es?
- ▶ ¿Cómo funciona?
- ▶ Caso práctico
- ▶ **Ventajas y consideraciones**



1. Personalización del aprendizaje
2. Interactividad
3. Facilidad de uso

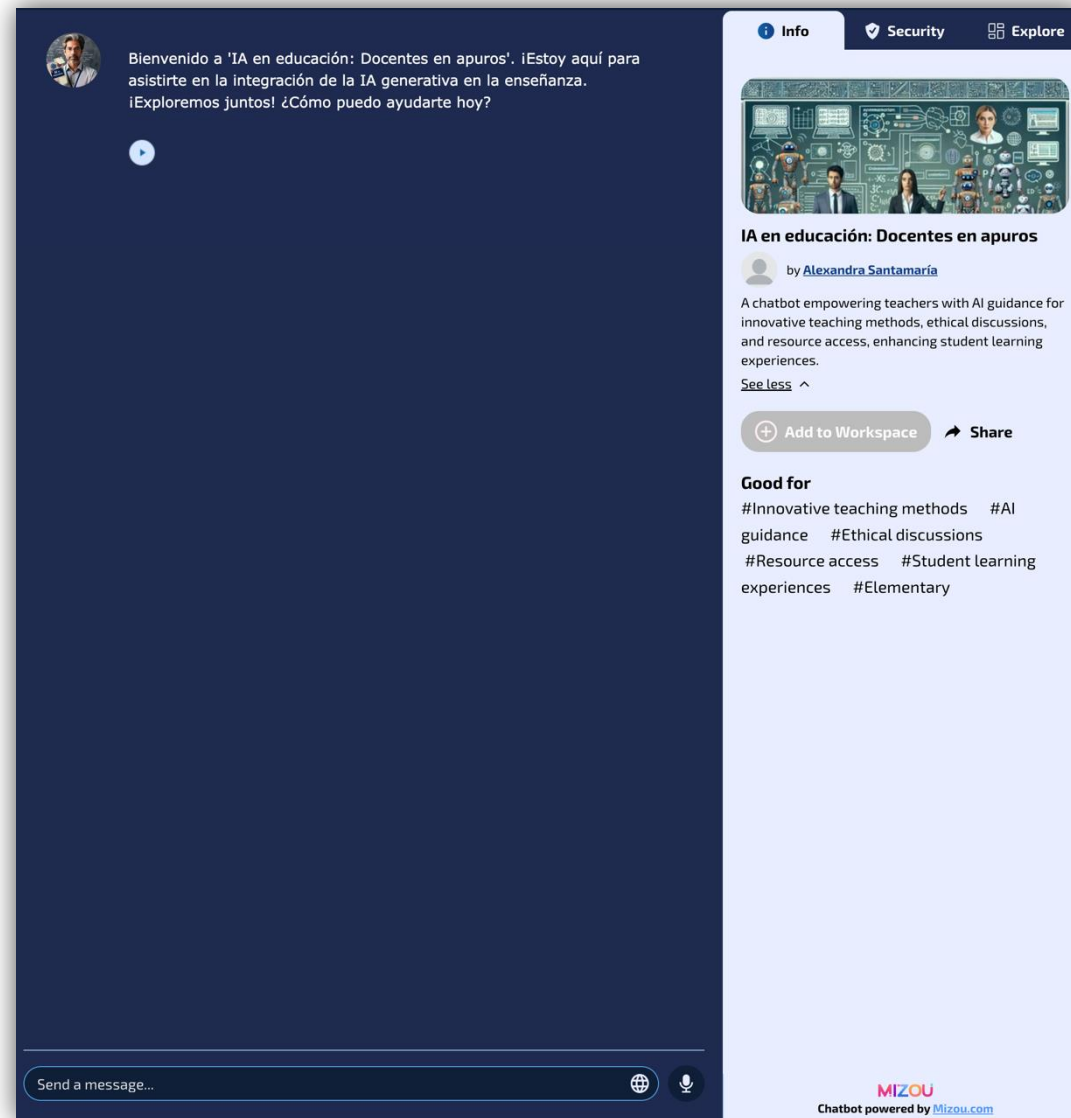
¿Son todas ventajas?

1. Dependencia tecnológica
2. Revisión de los datos proporcionados
3. Complemento a las metodologías de enseñanza

Tema 1: IA generativa para el aprendizaje en el aula



¿LO PROBAMOS?

A screenshot of a Mizou chatbot interface. The left side shows a dark blue chat window with a profile picture of a man and a welcome message: "Bienvenido a 'IA en educación: Docentes en apuros'. ¡Estoy aquí para ayudarte en la integración de la IA generativa en la enseñanza. ¡Exploremos juntos! ¿Cómo puedo ayudarte hoy?". Below the message is a play button icon. At the bottom of the chat window is a text input field with the placeholder "Send a message..." and icons for a globe and a microphone. The right side shows a light blue card for the chatbot. At the top of the card are tabs for "Info", "Security", and "Explore". Below the tabs is a header image showing a group of people in a classroom setting. The title of the card is "IA en educación: Docentes en apuros" by Alexandra Santamaría. The description reads: "A chatbot empowering teachers with AI guidance for innovative teaching methods, ethical discussions, and resource access, enhancing student learning experiences." Below the description is a "See less" link with an upward arrow. There are two buttons: "Add to Workspace" and "Share". Below these are several hashtags: #Innovative teaching methods, #AI guidance, #Ethical discussions, #Resource access, #Student learning experiences, and #Elementary. At the bottom right of the card is the Mizou logo and the text "Chatbot powered by Mizou.com".

¿Qué vamos a ver hoy?

- ▶ 1. IA generativa para el aprendizaje en el aula
- ▶ 2. IA generativa para soporte al estudiante y evaluación

Generative Learnion

Generativ ELearn

Imagen creada con IA

Tema 2: IA generativa para soporte al estudiante y evaluación

Soporte personalizado y evaluación efectiva con IA generativa

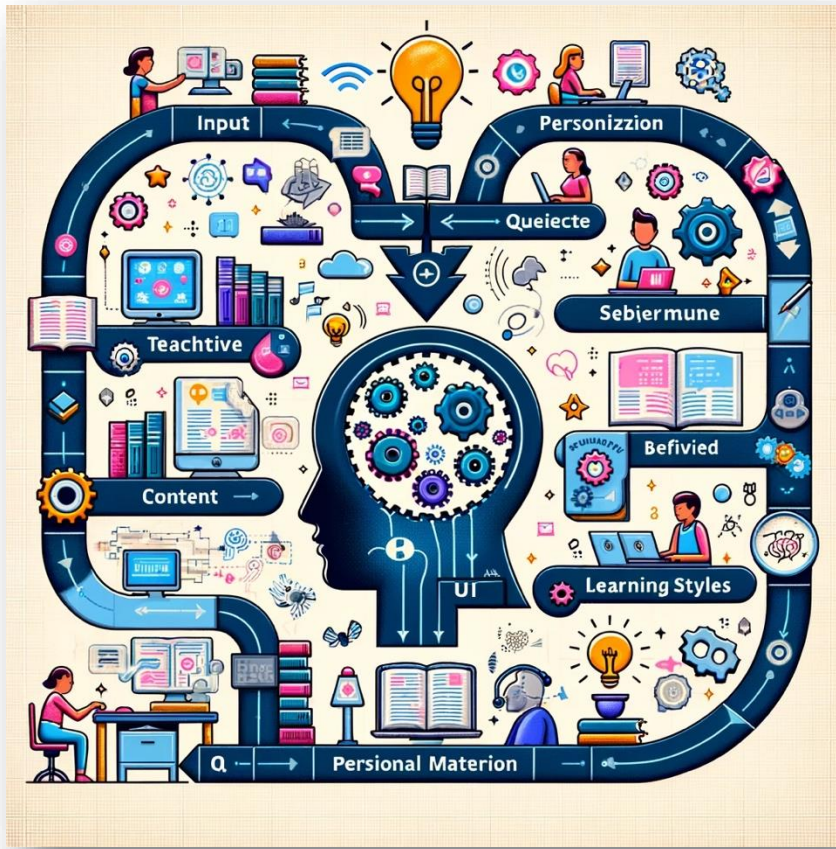


Imagen creada con IA

- ▶ **¿Qué es el soporte personalizado?:** Asistencia adaptada a las necesidades individuales de aprendizaje de cada estudiante.
- ▶ **Importancia:** facilita la comprensión profunda y el repaso efectivo fuera del aula.


Tema 2: IA generativa para soporte al estudiante y evaluación

IA generativa en la evaluación

- ▶ El rol de la IA generativa en la creación de métodos de evaluación innovadores y personalizados.
- ▶ Cómo GPT-4 puede desarrollar evaluaciones basadas en el progreso y capacidades de cada estudiante.
- ▶ La importancia de ofrecer a los estudiantes retroalimentación inmediata y orientada al crecimiento (*feedforward*).

Tema 2: IA generativa para soporte al estudiante y evaluación

MAGIC SCHOOL

- ▶ ¿Qué es? 
- ▶ ¿Cómo funciona?
- ▶ Caso práctico
- ▶ Ventajas y consideraciones

Magic Tools

MagicSchool has over 50 tools that can help you do different tasks that can help you lesson plan, differentiate, communicate with families, write a teacher joke, an IEP, personalize learning, and more!


Let's try a few tools.



Freemium

Tema 2: IA generativa para soporte al estudiante y evaluación




- ▶ ¿Qué es?
- ▶ ¿Cómo funciona? 
- ▶ Caso práctico
- ▶ Ventajas y consideraciones

The screenshot shows a user interface for 'Magic School' AI tools. It is divided into two main sections: 'Favorites' and 'All Tools'. The 'Favorites' section contains three items: 'Professional Email', 'E-mail Family', and 'E-mail Responder'. The 'All Tools' section is sorted by 'Most Popular' and contains ten items: 'Custom Chatbot' (marked as 'NEW!'), 'Report Card Comments', 'Text Rewriter', 'Informational Texts', 'Text Dependent Questions', 'Student Work Feedback', 'Multiple Choice Assessments', 'Lesson Plan', 'YouTube Video Questions', and 'Rubric Generator'. The 'Rubric Generator' item is circled in red. Each tool card includes an icon, a title, a brief description, and a star icon.

Tool Name	Description
Professional Email	Generate a professional e-mail communication to colleagues and other professionals.
E-mail Responder	Generate a customized professional e-mail communication in response to an email that yo...
E-mail Family	Generate a professional e-mail communication to families and translate into multiple languages.
Custom Chatbot	Create a custom chatbot to interact with based on any criteria that you choose!
Report Card Comments	Generate report card comments with a student's strengths and areas for growth.
Text Rewriter	Take any text and rewrite it with custom criteria however you'd like!
Informational Texts	Generate original informational texts for your class, customized to the topic of your choice.
Text Dependent Questions	Generate text-dependent questions for students based on any text that you input.
Student Work Feedback	Based on a custom criteria, have AI give areas of strength & areas for growth on student work.
Multiple Choice Assessments	Create a multiple choice assessment based on any topic, standard(s), or criteria!
Lesson Plan	Generate a lesson plan for a topic or objective you're teaching.
YouTube Video Questions	Generate guiding questions aligned to a YouTube video.
Rubric Generator	Have AI write a rubric for an assignment you are creating for your class in a table format.
Academic Content	Generate original academic content customized to the criteria of your choice.
Professional Email	Generate a professional e-mail communication to colleagues and other professionals.

Tema 2: IA generativa para soporte al estudiante y evaluación



- ▶ ¿Qué es?
- ▶ ¿Cómo funciona? 
- ▶ Caso práctico
- ▶ Ventajas y consideraciones

Rubric Generator

Have AI write a rubric for an assignment you are creating for your class in a table format.

Grade level:

Standard / Objective:

Assignment Title:

Assignment Description:

Point Scale:

Additional Customization for Rubric (Optional):


Generate

School Board Persuasive Essay Rubric

Criteria	5 Points	4 Points	3 Points	2 Points	1 Point
Introduction	The essay has a clear and engaging introduction that presents a persuasive thesis statement and provides a strong background of the issue.	The essay has an introduction that presents a persuasive thesis statement and provides some background of the issue.	The essay has an introduction that presents a thesis statement but lacks persuasiveness and/or sufficient background of the issue.	The essay has an introductory paragraph but lacks a clear thesis statement and/or background of the issue.	The essay lacks an introduction or it does not have a thesis statement and provides no background of the issue.

Tema 2: IA generativa para soporte al estudiante y evaluación



- ▶ ¿Qué es?
- ▶ ¿Cómo funciona?
- ▶ Caso práctico 
- ▶ Ventajas y consideraciones

Usar una rúbrica creada por Magic School AI en GPT-4 para ir mejorando mi redacción en lengua inglesa.

Share link to Chat 

You have shared this chat [before](#). If you want to update the shared chat content, [delete this link](#) and create a new shared link.



You

I have written a persuasive essay for my teacher. I will upload the rubric she has given us so that you can assess my writing. Give me ideas to improve it. Do you understand this?



ChatGPT

Yes, I understand! Please go ahead and upload the rubric for your persuasive essay, and share your essay as well. I'll review both based on the criteria provided in the rubric and

Rubric & Essay Review

March 14, 2024




More Info 

 Update and Copy Link

Tema 2: IA generativa para soporte al estudiante y evaluación



- ▶ ¿Qué es?
- ▶ ¿Cómo funciona? 
- ▶ Caso práctico
- ▶ Ventajas y consideraciones

A screenshot of the Magic School AI tools interface. It features a 'Favorites' section at the top with three tools: 'Professional Email', 'E-mail Family', and 'E-mail Responder'. Below this is the 'All Tools' section, which is sorted by 'Most Popular'. The tools listed are: 'Custom Chatbot' (marked as 'NEW!'), 'Report Card Comments', 'Text Rewriter', 'Informational Texts', 'Text Dependent Questions', 'Student Work Feedback' (circled in red), 'Multiple Choice Assessments', 'Lesson Plan', 'YouTube Video Questions', 'Rubric Generator', 'Academic Content', and another 'Professional Email' tool at the bottom right. Each tool card includes an icon, a title, a brief description, and a star icon for favoriting.

Tema 2: IA generativa para soporte al estudiante y evaluación



- ▶ ¿Qué es?
- ▶ ¿Cómo funciona?
- ▶ **Caso práctico**
- ▶ Ventajas y consideraciones



Student Work Feedback

Based on a custom criteria, have AI give areas of strength & areas for growth on student work.

Grade level:

University

Assignment Description:

Persuade a school board member to approve the building of a park at a school in your neighborhood

Focus of Feedback / Rubric Categories:

9th Grade Persuasive Park Essay_Rubric.pdf PDF

Include the focus of your feedback. Keep it bite sized so as to not overwhelm the student.

Student Work to Give Feedback On:

The Necessity of a School Park: An Investment in Our Children's Future
Dear Esteemed School Board Member,

In the fabric of our educational system, where academic success is rightly prioritized, it's crucial to remember that holistic development is the cornerstone of truly enriching learning experiences. This letter is a heartfelt plea for your support in approving the building of a park at the school in our neighborhood, a project that promises to be much more than an area of play; it is an investment in our children's physical, emotional, and social well-being.

Generate

School Board Persuasive Essay Rubric Feedback

Areas of Strength:

- Strong thesis statement that effectively presents the importance of building a park at the school.
- Well-developed arguments supported by evidence that highlight the benefits of the park for physical, social, and emotional well-being.
- Thoughtful conclusion that summarizes key points and makes a compelling case for approving the park.

Areas for Growth:

- Consider incorporating more specific data or research to further strengthen the arguments presented.
- Work on addressing potential counterarguments more effectively to enhance the persuasive impact of the essay.
- Ensure smoother transitions between paragraphs to improve the overall flow of ideas and arguments.

General Feedback on Writing Mechanics:

- Pay attention to sentence structure variety to keep the reader engaged throughout the essay.
- Proofread carefully for grammar, spelling, and punctuation errors to enhance the overall clarity and professionalism of the writing.

ÚLTIMOS ARTÍCULOS PUBLICADOS

¿Qué necesitas?

Categorías

- Formación
- Herramientas
- Congresos
- Publicaciones
- Noticias
- Recursos

Herramientas para el aula

- Colaborar
- Crear
- Audio
- Imagen
- Texto
- Vídeo
- Enseñar
- Evaluar
- Fomentar la interacción
- Planificar

Order By : Order :
Date Desc



LLM de código abierto

31, Oct 2024

- FORMACIÓN
- HERRAMIENTAS
- INVESTIGACIÓN
- NOTICIAS
- RECURSOS
- CREAR
- ENSEÑAR
- IMAGEN
- TEXTO
- BUSCAR LITERATURA
- RECOGER DATOS
- REDACTAR
- RESUMIR
- FREEMIUM
- GRATIS
- ESPAÑOL
- INGLÉS
- MULTILINGÜE

¿Buscas alternativas a ChatGPT? ¡Estás en el lugar correcto! Existen modelos de inteligencia artificial de código abierto



Iris.ai

24, May 2024

- HERRAMIENTAS
- BUSCAR LITERATURA
- FREEMIUM
- INGLÉS

Iris.ai es una herramienta de inteligencia artificial que ayuda a los investigadores a explorar, mapear y revisar la literatura científica. Utiliza un motor de búsqueda semántica para encontrar artículos relevantes.



CapCut

24, May 2024

- HERRAMIENTAS
- CREAR
- VÍDEO
- FREEMIUM
- ESPAÑOL
- INGLÉS

CapCut es una aplicación de edición de vídeo desarrollada por ByteDance, la empresa matriz de TikTok. Ofrece una amplia gama de funciones de edición, incluidos efectos visuales, transiciones, filtros y más.





¡Muchas gracias!

unir
LA UNIVERSIDAD
EN INTERNET

www.unir.net